

# Dulux Trade Environmental Wash System

The smarter way to clean up painting tools



## Specifications

MODEL / PART	BARCODE	CAPACITY	SIZE	WEIGHT
ES160	5010212522790	160ltr	110cm High x 80cm Deep x 75cm Wide	12kgs
ES450	5010212522806	450ltr	100cm High x 80cm Deep x 120cm Wide	55kgs
Dulux Trade Prime Part A	5010212522769			400grms
Dulux Trade Treat Part B	5010212522776			500grms

## Contact Us

For product / Health and Safety data sheets please visit our web site at [www.icipaints.co.uk](http://www.icipaints.co.uk). For more information or technical advice please contact Dulux Trade Technical Advice Centre on **0870 242 1100** or email: [duluxtrade\\_advice@ici.com](mailto:duluxtrade_advice@ici.com)

Dulux Trade and the ICI roundel are trademarks of ICI® 2007

\* See Environment Agency LRW180 for certification of low risk waste regulation. This applies if the unit is used according to instructions and with ICI Dulux or Dulux Trade waterborne paint products. Correct use of this wash system improves the quality of your waste water output. Any discharge agreements you may have with your local water authority should remain and you should consult them regarding this improvement. In certain instances a letter of authorisation may be issued for discharge. Please consult your local water authority if in any doubt as to your responsibilities prior to operation of this unit.

Environmentally responsible

Turns paint washings into recyclable clear water and inert solid waste

Unique patented chemical process

Approved as low risk activity by the Environment Agency\*

# Dulux Trade Environmental Wash System

**Dulux Trade** takes environmental issues seriously and our aim is to develop innovative new products which have increased benefits for our customers and to reduce impact on the environment throughout their life cycle. The new **Dulux Trade Environmental Wash System** helps decorators and contractors achieve best practice in their waste management. The **Dulux Trade Environmental Wash System** converts waterborne paint washings into clear water and solid waste allowing for easier control and disposal.

## From paint to clear water overnight

The **Dulux Trade Environmental Wash System** is the first of its kind in the UK market. It provides an environmentally friendly way of washing out painting tools, such as brushes and rollers, minimising the impact of your company's waste disposal. The system converts the paint washings into a small amount of inert solid waste, and clear water which can be recycled conserving water in the process. The disposal of this solid waste has been classified by the Environment Agency as a low risk activity\*.



## Just the job for commercial construction sites.

There is a choice of 2 units. The larger **ES450 Environmental Wash System** comes into its own on construction sites and new build developments where there is a possibility of a higher concentration of paint washings being released into the local drains. With the increasing focus on environmental responsibility and waste disposal regulatory compliance, the system is set to become an indispensable part of the decorating clean-up process. The portable **ES160** is more mobile and can be wheeled from unit to unit on a site. Its compact nature means the empty unit can easily fit into a small van.

**“The wash system provides an ideal facility for washing out paint equipment and tins. It allows us to control the washdown and management of waste water from paint operations. This ensures waste water discharged is of an acceptable standard.”**

Wates Retail Group. Paradise Street Project.



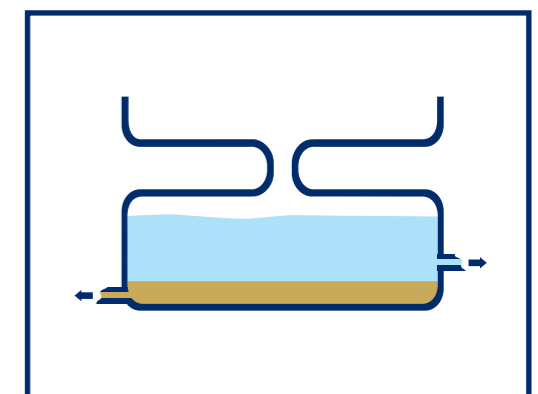
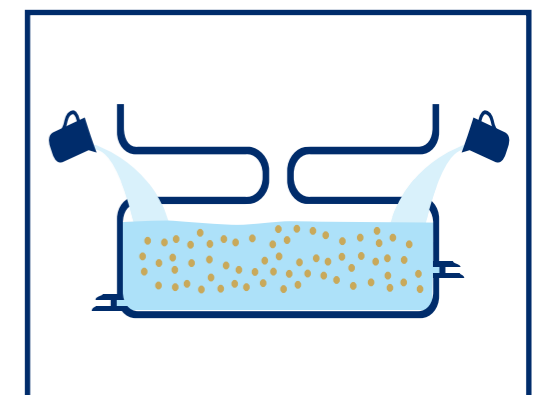
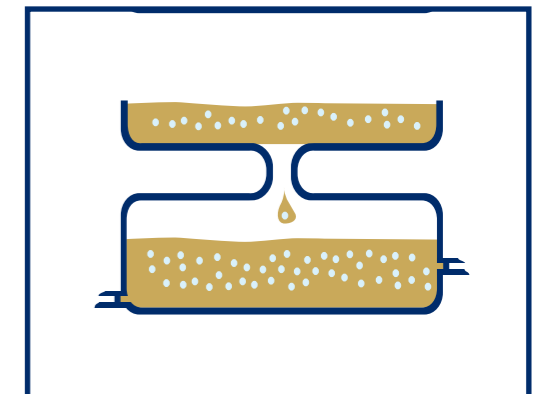
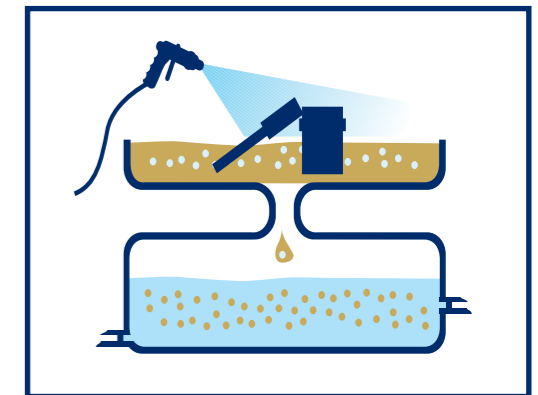
## There are two options available:

Features	ES160	ES450
Readily Transportable	✓	✗
Integral Taps	✗	✓
Cleans rollers and misc	✓	✓
Water-based paint	✓	✓
Reservoir	160L	450L



## How the Dulux Trade Environmental Wash System works

- The units are 2 part, a sink and a separate filtration tank. The ES450 comes with flexible hosed spray guns that need to be connected to the water mains.
- The ES160 unit is a fillable sink with a separate filtration unit.
- The spray gun can be used to wash rollers, brushes, paint kettles and any other items which have been used for waterborne paints.
- Suitable for cleaning all **Dulux Trade** waterborne emulsion paints, both units work by separating paint washings into clear water and paint solid.
- Once the unit is full, an additive is used to flocculate and separate the solid matter and water from the paint washings.
- After 3-4 hours, clear water is left at the top of the tank, leaving paint sludge at the bottom. Heavy use may take longer to separate.
- The clear water is then drawn off and either recycled or disposed of while the remaining residue is pumped through a filter, ready for removal and drying.
- Once dry, this solid residue typically = 5kg per 450 litre discharge, can be bagged and disposed of as non-hazardous solid waste.



## Replacement additive for ongoing use

Dulux Trade Prime Part A and B are available for purchase through all Dulux Trade stockists. Please consult individual pack for dosing instructions.